

EGYPT



COUNTRY OVERVIEW

Human Development Index	Medium	GNI (per capita - PPP)	5 401 US\$
Life expectancy	73.5	Population	82 100 000

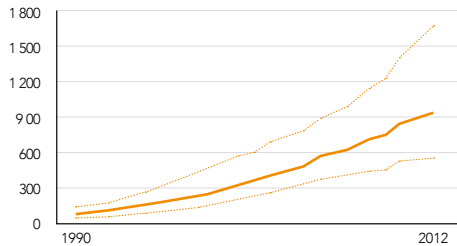
NATIONAL STRATEGIC PLAN ON HIV AND AIDS

Existence of a national strategic plan Yes No

2012 NSP DURATION **2016**

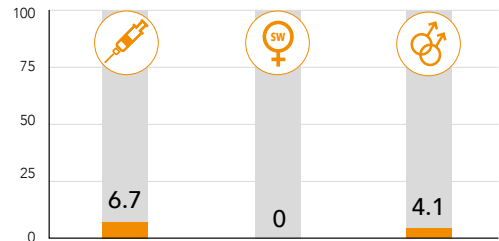
EPIDEMIOLOGY FACTS

• Estimated number of new HIV infection 1990 - 2012



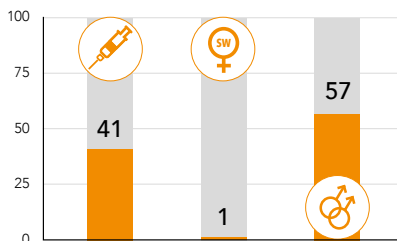
7 000
ESTIMATED NUMBER OF PEOPLE LIVING WITH HIV
(end 2012 data)
4 000 - 10 000
[LOW - HIGH ESTIMATE]

• HIV prevalence among Key Populations (%)

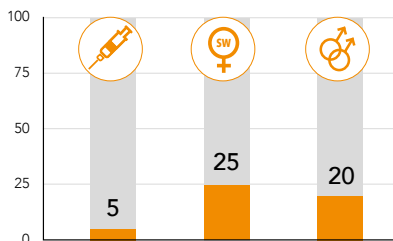


HIV PREVENTION PROGRAMMES

• Key population tested for in the past 12 months and received the results (%)

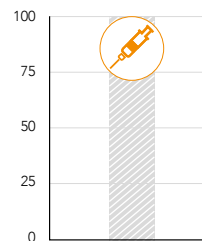


• Key Populations reporting the use of a condom during the last sexual intercourse* (%)



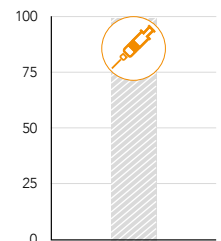
* for sex workers is the sexual intercourse with the most recent client

• Use of Sterile Injecting Equipment among people who inject drugs* (%)

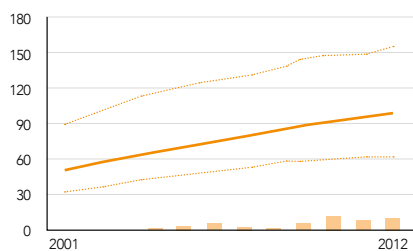


* the indicator refers to the last time injecting

• Number of syringes distributed per person

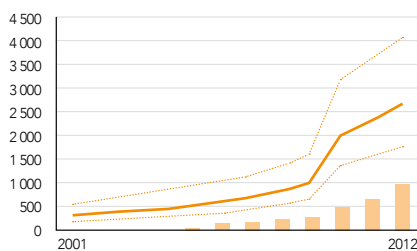


eMTCT COVERAGE



Receiving ARV

ADULT ART COVERAGE



Receiving ARV

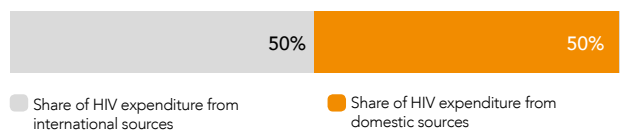
(2012 data)
ADULT ART NEED
2 643
[1 818 - 4 032]
[LOW - HIGH ESTIMATE]
RECEIVING ART
954

(2012 data)
PEDIATRIC ART NEED
137
[97 - 214]
[LOW - HIGH ESTIMATE]
RECEIVING ART
42

LAWS, REGULATIONS OR POLICIES THAT PRESENT OBSTACLES TO EFFECTIVE HIV PREVENTION, TREATMENT, CARE AND SUPPORT FOR KEY POPULATION AT HIGHER RISK AND VULNERABLE GROUPS

	GOVERNMENT RESPONSE	CIVIL SOCIETY RESPONSE
Women	No	No
Young people	No	No
People who inject drugs	No	Yes
Men who have sex with men	No	Yes
Female Sex Workers	No	Yes
Prisoners	No	No
Migrants/Mobile populations	No	No data

HIV EXPENDITURE



PRESENCE OF ASSOCIATIONS OF PEOPLE LIVING WITH HIV



YES

Source of information: Global AIDS Response Country Progress Reports 2012 and 2013 / The Human Development Report 2013 / Spectrum Estimation/Projection country files